












How Many of the Following Did You Have?

	Name	Amount
	Leech	
	Stonefly	
	Mayfly	
	Caddisfly	
	Midge	
	Dobsonfly	
	Cranefly	
	Pouch Snail	
	Scud	
	Tubifex Worm	
	Dragonfly	

What's the Quality of Your Stream?

1. Place a check next to each bug you have in your stream.
2. Calculate the group scores using the multipliers provided.
3. Total all of the group scores for your Total Score.

Group 1	Group 2	Group 3	Group 4
<input type="checkbox"/> Stoneflies <input type="checkbox"/> Mayflies <input type="checkbox"/> Caddisflies <input type="checkbox"/> Dobsonflies	<input type="checkbox"/> Dragonflies <input type="checkbox"/> Scuds <input type="checkbox"/> Craneflies	<input type="checkbox"/> Midges <input type="checkbox"/> Leeches	<input type="checkbox"/> Pouch Snails <input type="checkbox"/> Tubifex Worms
# of Checks x 4 Score = _____	# of Checks x 3 Score = _____	# of Checks x 2 Score = _____	# of Checks x 1 Score = _____

Total Score = _____ Your Water Quality Assessment:	Water Quality Assessment Chart ≥23 Excellent Water Quality 17-22 Good Water Quality 11-16 Fair Water Quality ≤10 Poor Water Quality
---	--